







# Event Capacity Chart



NAME OF ROOM	SIZE (SQ FT)	SIZE (SQ M)	DIMENSIONS (FT)	THEATER 	CLASSROOM 	U-SHAPE 	CONFERENCE 	COCKTAIL RECEPTION 	BANQUET 
DIVE	7,000	650						200	40
DEEP	3,800	353		100				150	120
OCEAN GALLERY	8,000	743		400				600	400
VISTA	8,200	762						500	150
ATRIUM	8,590	798						400	
PLANETARIUM PRE-FUNCTION	1,450	135		60				70	50
PLANETARIUM				250					
MUSEUM PLAZA	21,000	1,951		1,000				1,200	600
ROOFTOP TERRACE	3,255	302						180	
CONFERENCE SUITE	1,060	98	60 x 16	70	40	40	16 / 22 / 38	90	50
CONFERENCE SUITE TERRACE	1,418	132	22 x 45	70				150	60
BREAKOUT ROOMS	3,093	287	30 x 30 30 x 40	100	20 / 28 / 75	15 / 20 / 35			30 / 50 / 100
BREAKOUT ROOMS TERRACE	2,170	202	20 x 90	200				250	120

For more information, email [events@frostsscience.org](mailto:events@frostsscience.org) or call 305-434-9531.